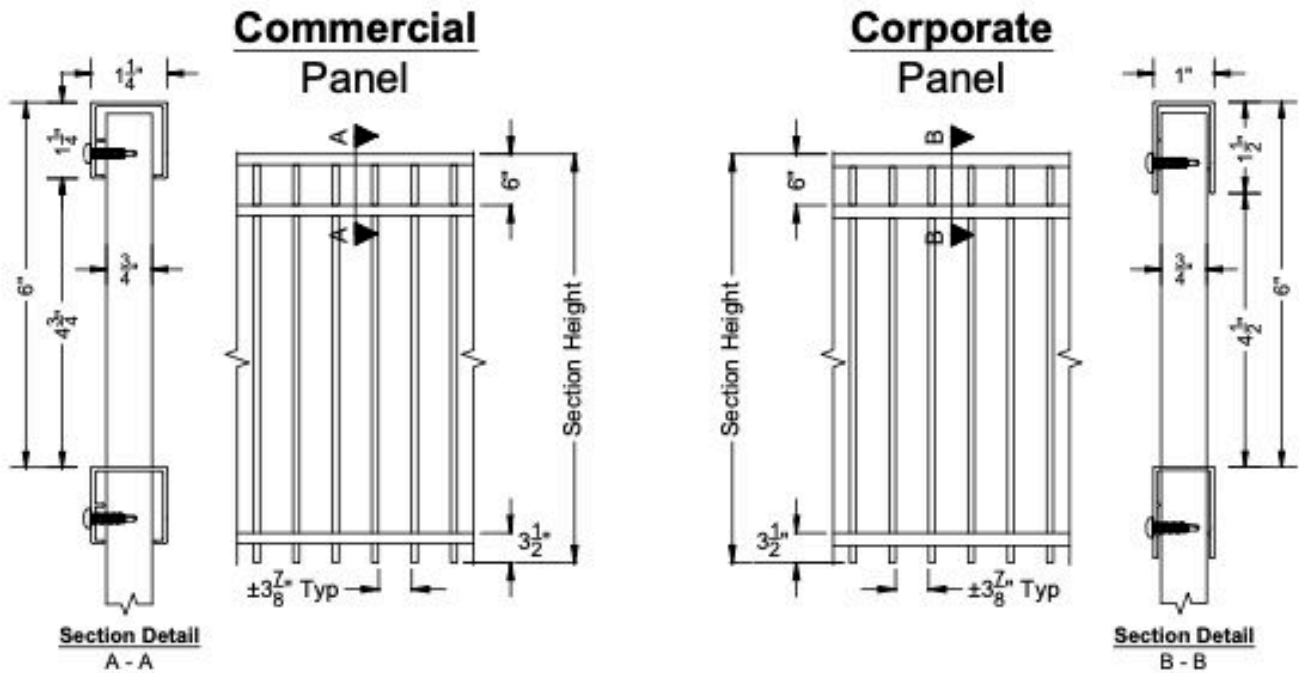


# Corporate Rail

Antebellum now offers Corporate Rail. Corp Rail is very similar to Commercial product but varies in the build of the product as shown in the CAD example attached. Corp Rail is a great option for those that would like a “Brawnier” appearance such as an industrial panel, without requiring the full strength of one. Corp Rail is competitively priced the same as Commercial product and can be requested by noting it on the order form. If you should have any additional questions please reach out to the sales team for assistance.



Emily 3 Rail - Rake Bottom  
Commercial vs Corporate  
ID#: COM VS CORP



FOR DIMENSIONS NOT SHOWN, REFER TO DRAWING FOR CLARIFICATION  
1120 North Magnolia Ave Ocala, FL 34475  
Ph: 352.877.3688  
E-mail: info@AntebellumMFG.com

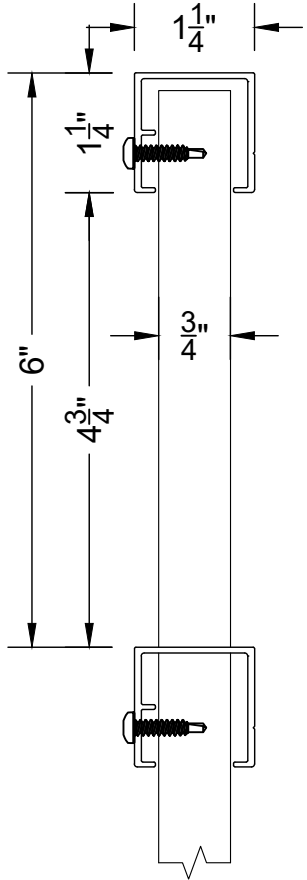
DRAWING NOTES:

Checked By: \_\_\_\_\_ Order #: CAD Resource  
Drawn By: J. Nixon Drawn Date: 21-Feb-24

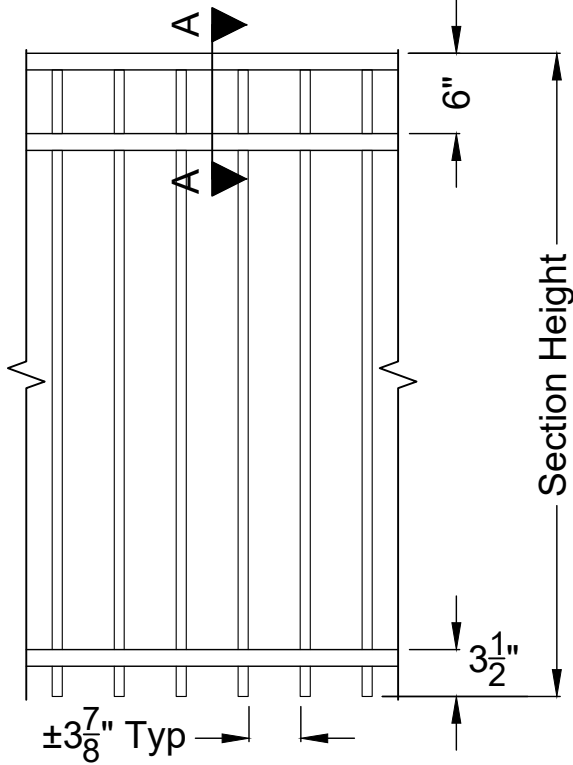
Customer Signature: \_\_\_\_\_ Rev 00

C:\Users\jared.Mason\Desktop\Documents\Antebellum Shop # 01\64 Request\Draw\Corporate vs Commercial\Com vs Corp.dwg

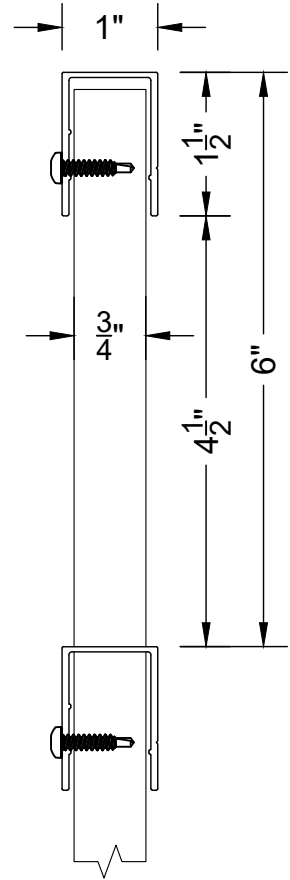
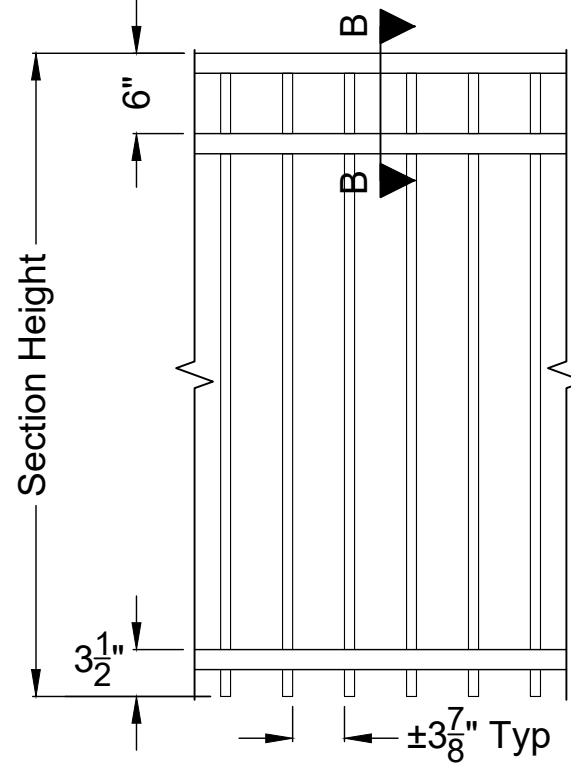
# Commercial Panel



**Section Detail**  
A - A



# Corporate Panel



**Section Detail**  
B - B

Emily 3 Rail - Rake Bottom  
Commercial vs Corporate  
ID#: COM VS CORP

**ANTEBELLUM**  
Manufacturing

DO NOT SCALE DRAWING.  
FOR DIMENSIONS NOT SHOWN CONTACT PLAN COORDINATOR FOR CLARIFICATION

1120 North Magnolia Ave Ocala, FL 34475  
Ph: 352.877.3888  
Em: Info@AntebellumMFG.Com

DRAWING NOTES:

Checked By:

Order #: CAD Resource

Drawn By: J. Mixon

Drawn Date: 21-Feb-24

Customer Signature: \_\_\_\_\_

Rev 00